



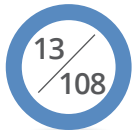
EXCELSIA
COLLEGE
— Sydney —

QILT RESULTS SEE EXCELSIA COLLEGE BECOME ONE OF THE TOP 25 HIGHER EDUCATION PROVIDERS

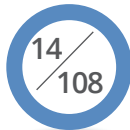
ABOUT THE SURVEY

The 2019 QILT (Quality Indicators for Learning and Teaching) report on student experience at Australia's higher education providers is now in and Excelsia College has risen to the top 25 higher education providers in five out of six categories.

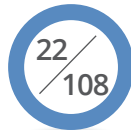
Learner Engagement



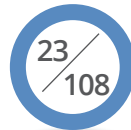
Teaching Quality



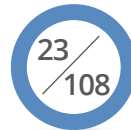
Skills Development



Student Support



Overall Quality



Higher Education Providers (Including Universities)

Excelsia has also outperformed most universities in Teaching Quality, Learning Engagement, and Student Support. The QILT Survey is commissioned annually by the Federal Government Department of Education and Training. It is Australia's largest survey of higher education students. qilt.edu.au

OVERALL QUALITY OF EDUCATIONAL EXPERIENCE

UNDERGRADUATE

84%

79% NATIONAL AVERAGE

POSTGRADUATE

80%

76% NATIONAL AVERAGE



EXCELSIA OUTPERFORMED

39 OF THE 41 UNIVERSITIES

IN **LEARNER ENGAGEMENT** (UNDERGRADUATE)



TEACHING QUALITY

UNDERGRADUATE


91%

81% NATIONAL AVERAGE

POSTGRADUATE

89%

76% NATIONAL AVERAGE



EXCELSIA OUTPERFORMED

40 OF THE 41 UNIVERSITIES

IN **TEACHING QUALITY**

(POSTGRADUATE)

SKILLS DEVELOPMENT

UNDERGRADUATE

86%

81% NATIONAL AVERAGE

POSTGRADUATE

85%

81% NATIONAL AVERAGE

STUDENT SUPPORT

UNDERGRADUATE

84%

73% NATIONAL AVERAGE

POSTGRADUATE

85%

74% NATIONAL AVERAGE



EXCELSIA OUTPERFORMED

39 OF THE 41 UNIVERSITIES

IN **STUDENT SUPPORT** (UNDERGRADUATE)

For further information visit qilt.edu.au



EXCELSIA
COLLEGE
— Sydney —

excelsia.edu.au

CRICOS Provider Code: 02664K | ABN 50 360 319 774

